

## DUCT FANS



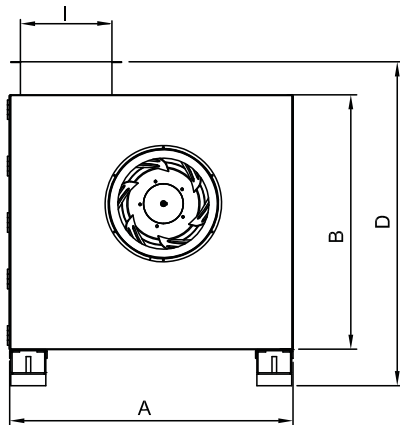
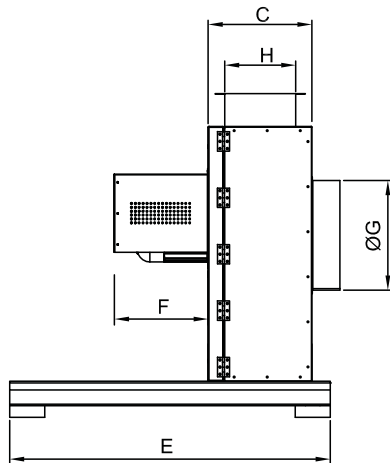
# BKEF

## AC KITCHEN EXHAUST FANS Backward Curved

To clean and serve easily; BKEF fans have an intervention cover on side. Fan connection and anti-vibration mountings are added to isolation bottom frame. The casing is manufactured from double-skinned galvanised sheet steel and insulated with 50 mm mineral wool. Low noise levels.

Up to 120 degrees hot air can be transferred.

### Technical Drawings

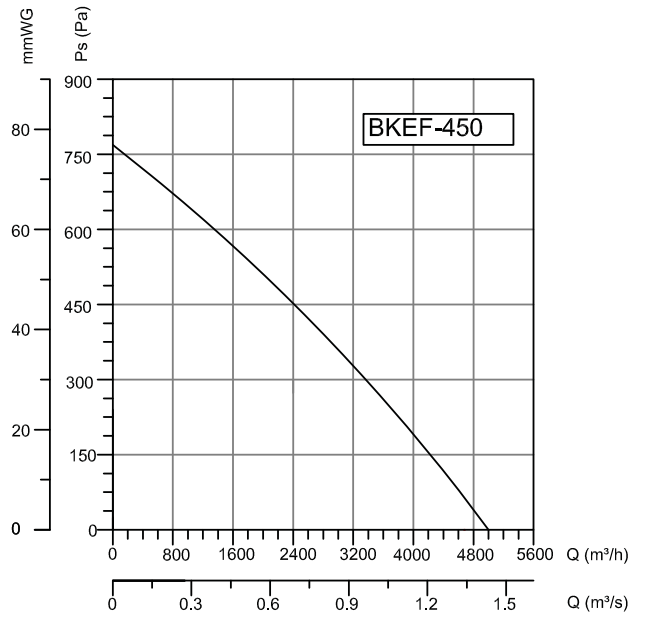
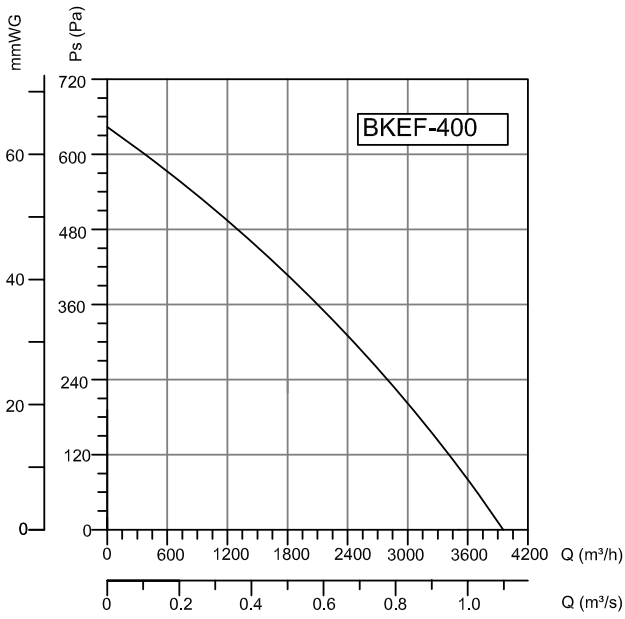
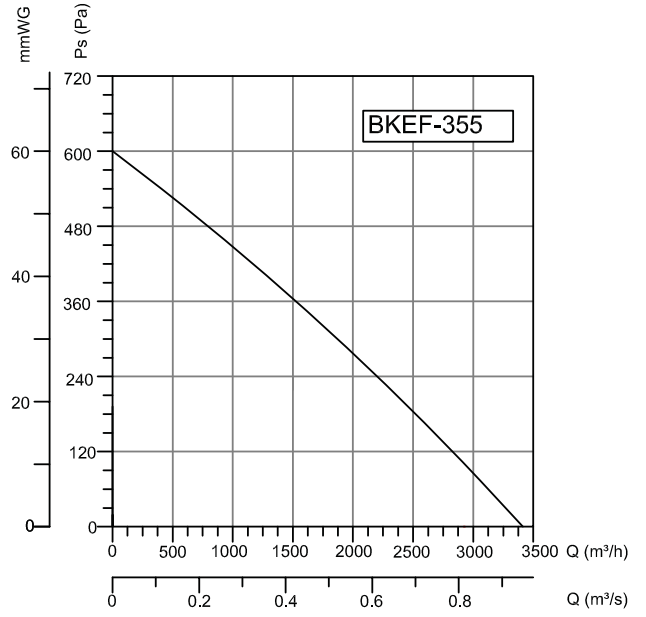
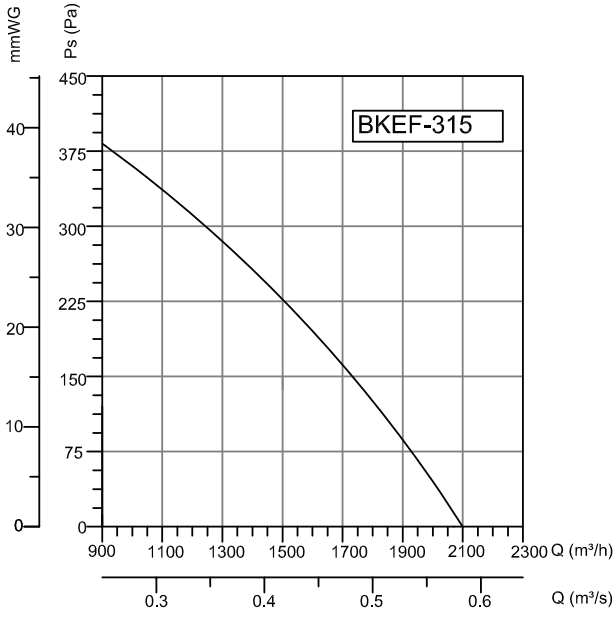


- MATERIAL** : Casing and fan with backward inclined impeller is made of galvanized sheet metal.
- INSULATION CLASS** : Class F
- MAX. HAVA TAŞINIMI** : 120°C
- DIRECTIVE** : EN 60335-1, EN 60335-2-80
- SPEED CONTROL** : Speed can be adjusted using an optional controller
- APPLICATION AREAS** : BKEF fan series are perfect to use in residential, commercial, and industrial environments, especially where hot air and smoke is needed to be transferred. They are widely used in industrial kitchens, cafes and restaurants, as well as gymnasiums, shopping centers, hospitals, factories, offices etc.

TYPE	A	B	C	D	E	F	G	H	I
BKEF 315	650	600	257	763	650	242	250	175	225
BKEF 355	730	656	267	823	650	242	280	183	256
BKEF 400	813	737	297	903	800	242	330	214	289
BKEF 450	900	813	314	980	800	242	348	231	323

Dimensions are in (mm)

TYPE	VOLTAGE	FREQUENCY	POWER	CURRENT	SPEED	AIR FLOW	SOUND PRESSURE LEVEL	WEIGHT
	V	Hz	KW	(A)	d/d	m <sup>3</sup> /h	dB(A)	kg
BKEF 315M / BKEF 315T	230/380	50	0,55	3,3/1,5	1400	2150	50	51
BKEF 355M / BKEF 355T	230/380	50	0,55	3,3/1,5	1400	3400	50	63
BKEF 400M / BKEF 400T	230/380	50	0,75	4,6/2	1400	4000	60	78
BKEF 450M / BKEF 450T	230/380	50	0,75	4,6/2	1400	5000	60	87



### Accessories



**BSC-F**

**BYH**

DUCT FANS

ROOF FANS

AXIAL FANS

RADIAL FANS

PLASTIC FANS

VENTILATORS

SMOKE EXHAUST SYSTEMS

ACCESSORIES